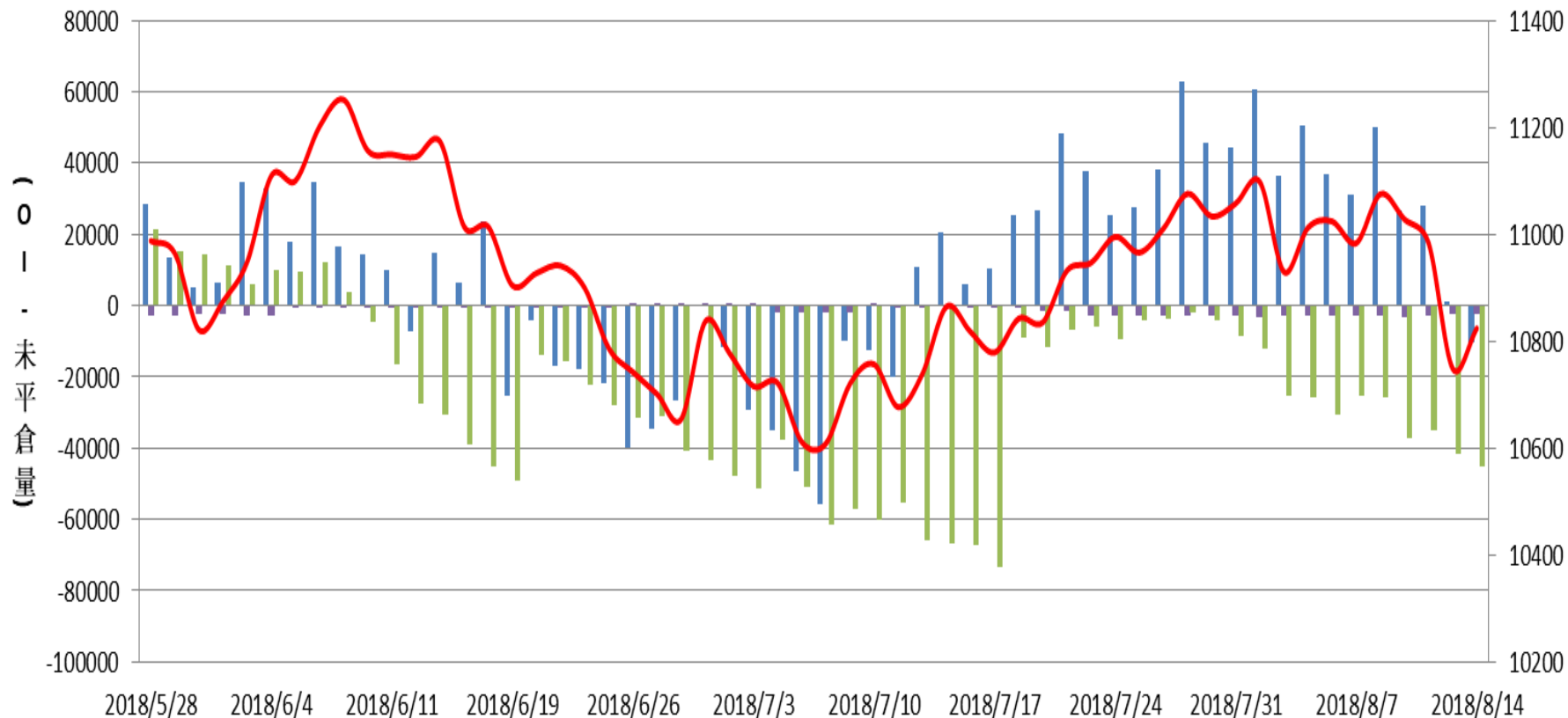


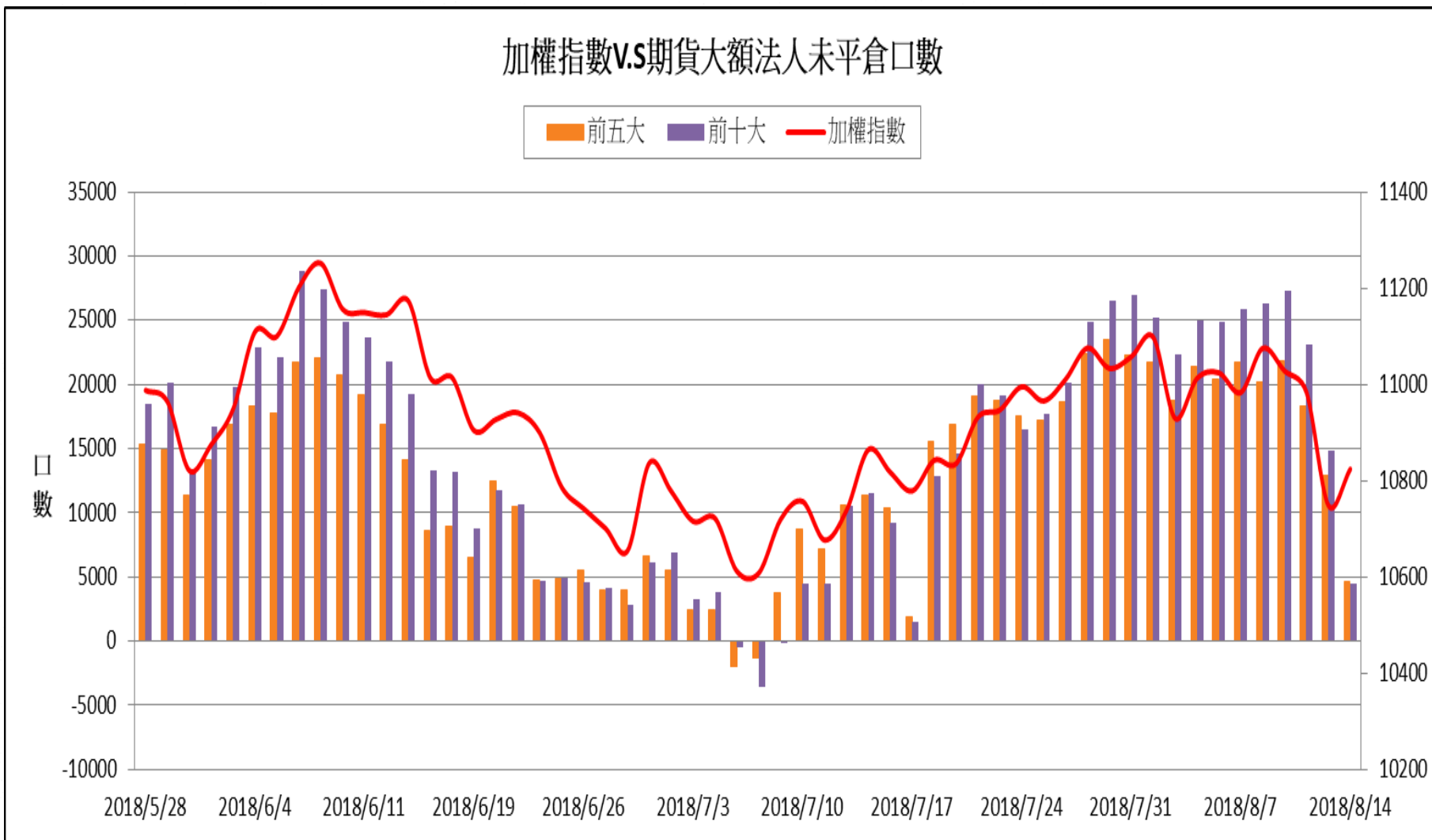
選擇權三大法人未平倉口數V.S 加權指數

■ 自營 ■ 投信 ■ 外資 — 加權指數



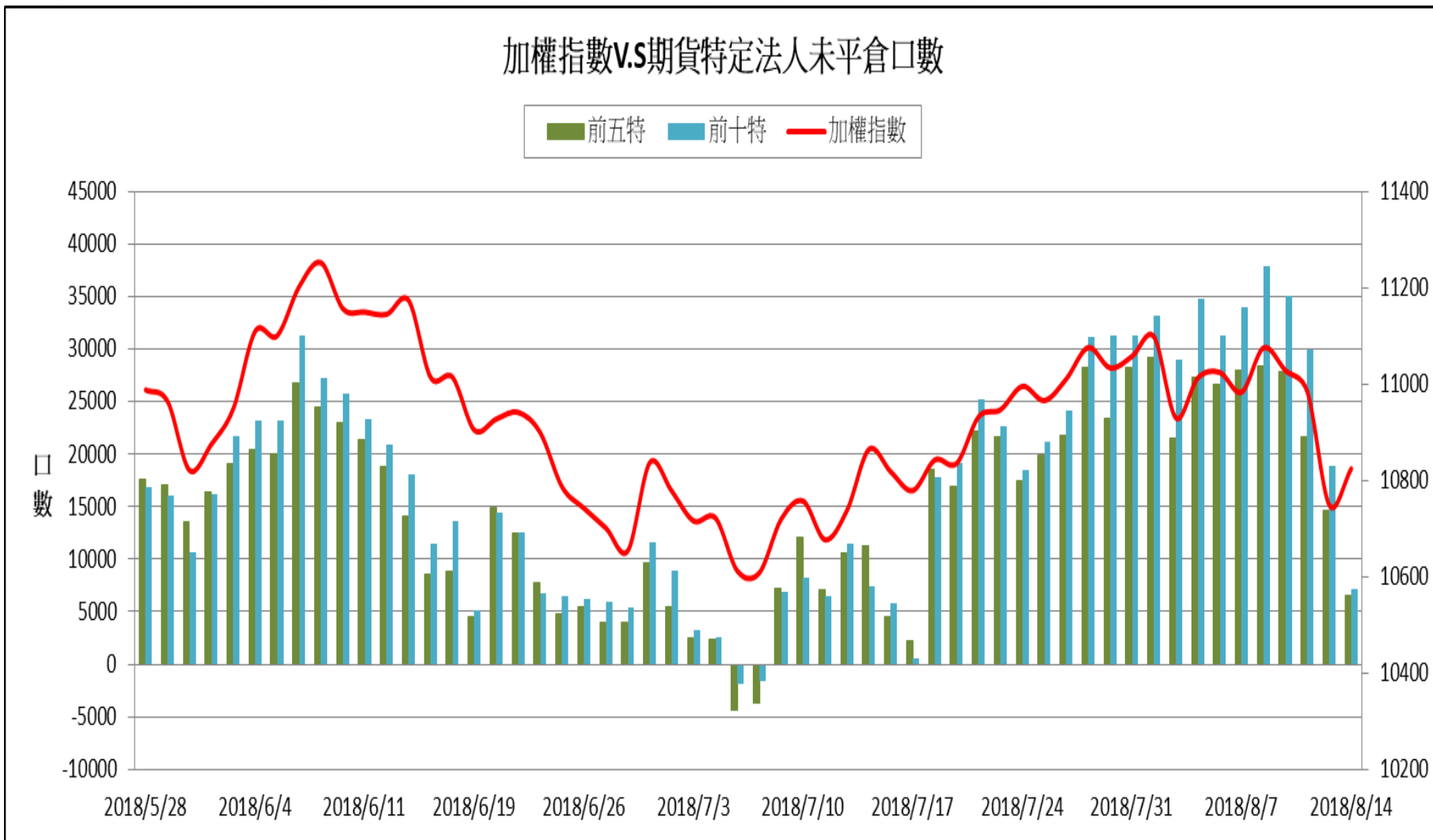
加權指數V.S期貨大額法人未平倉口數

前五大 前十大 加權指數

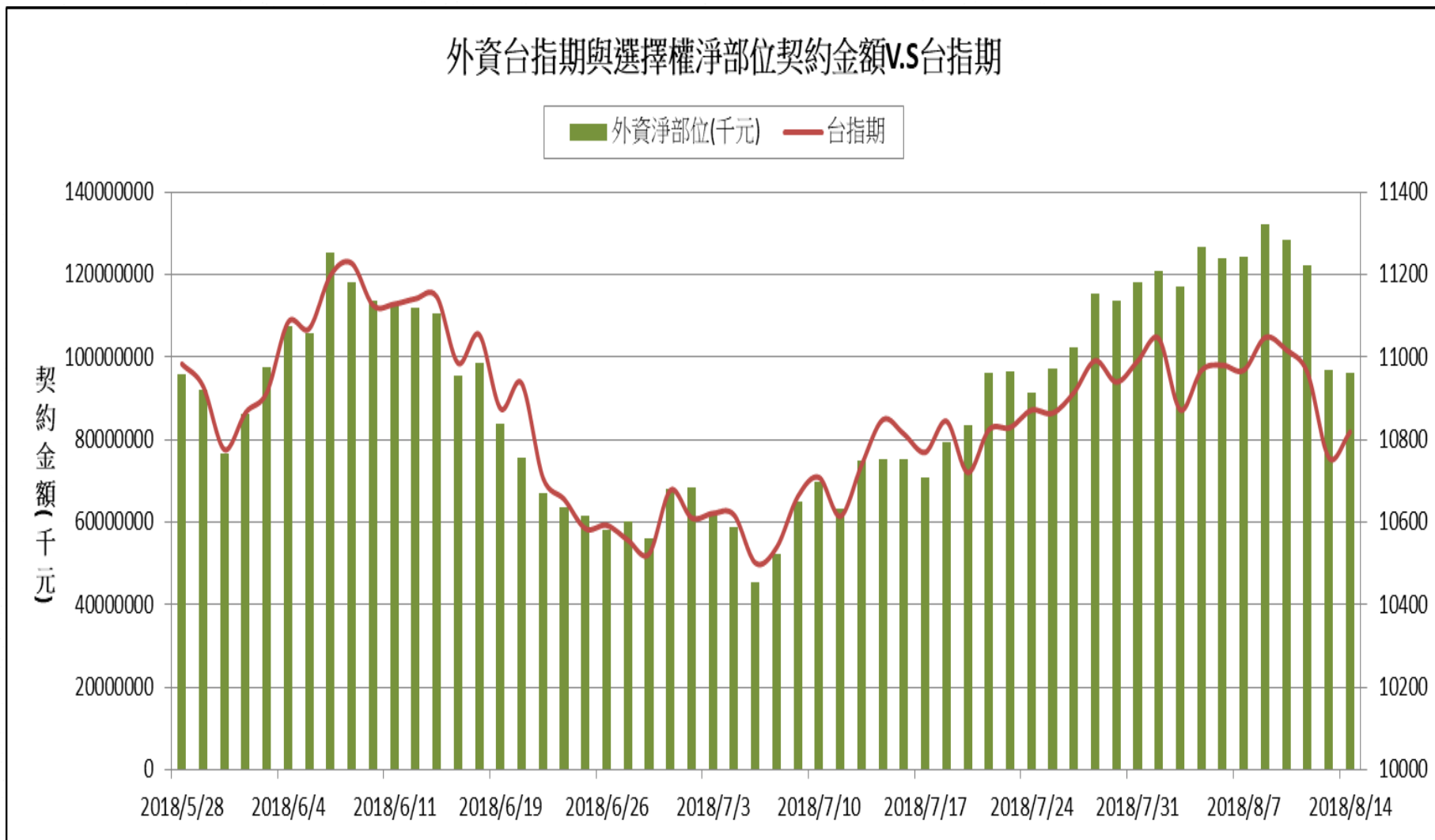


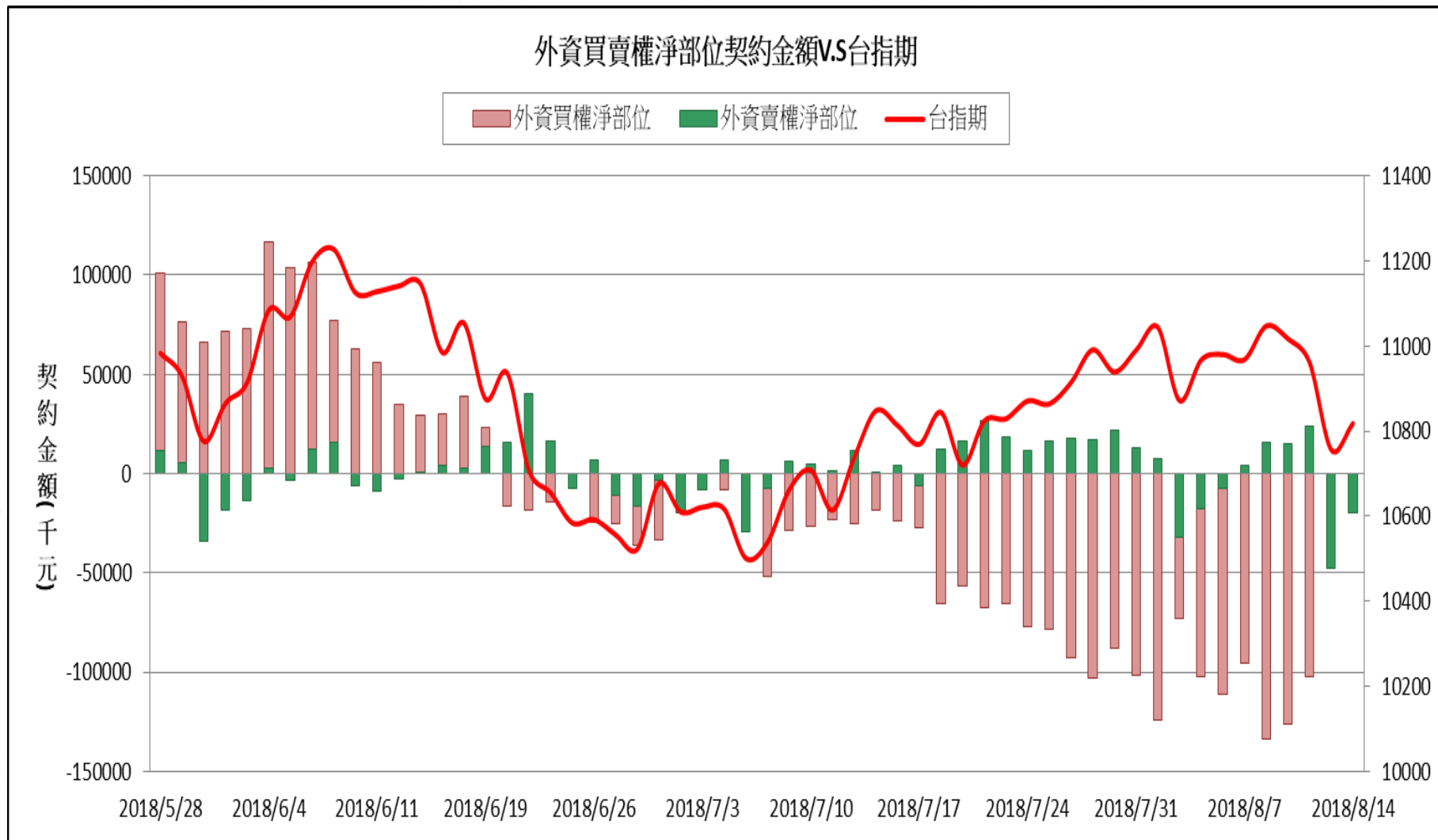
加權指數V.S期貨特定法人未平倉口數

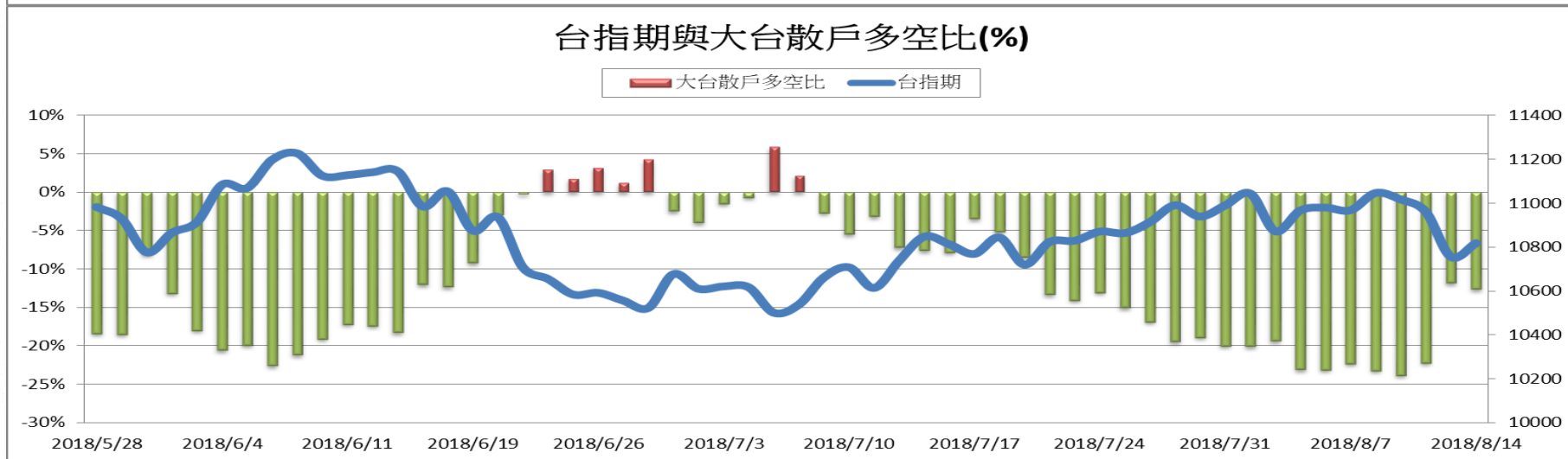
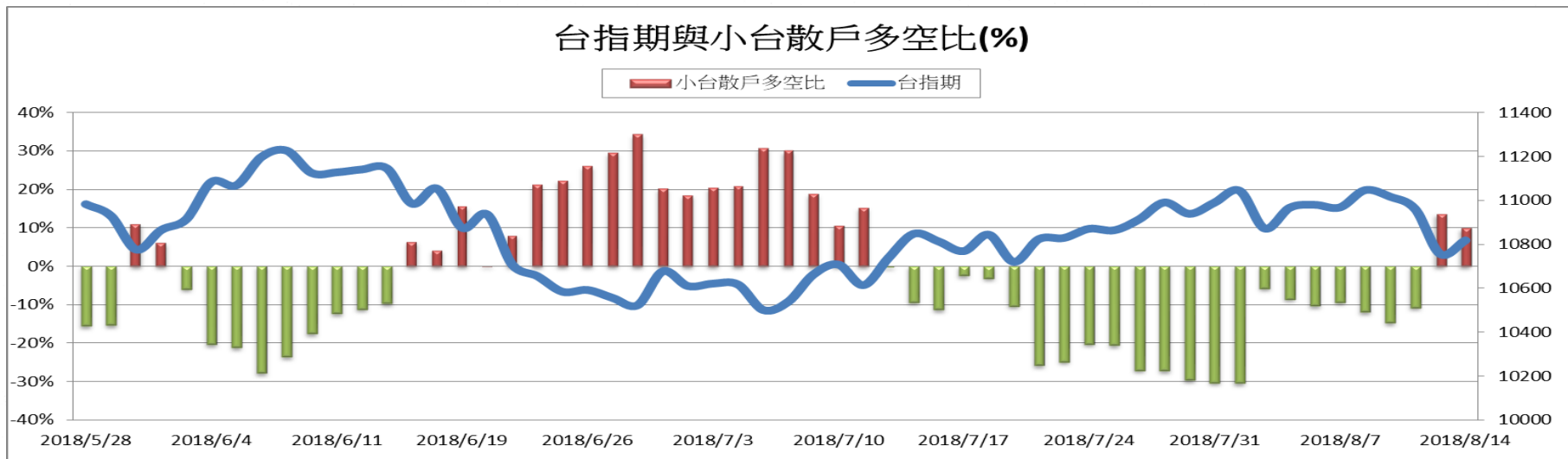
前五特 前十特 加權指數



外資台指期與選擇權淨部位契約金額V.S台指期







		買		201808	賣		
Vol	OI變化	OI	履約價	OI	OI變化	Vol	
0	0	5	9000	4870	(+100)	130	
0	0	0	9100	1614	0	20	
0	0	1	9200	1366	0	20	
0	0	2	9300	1419	(+5)	26	
0	0	2	9400	1437	(+20)	45	
0	0	2	9500	3423	0	21	
0	0	8	9600	3240	(-9)	104	
0	0	5	9700	4007	(+157)	165	
0	0	410	9800	3860	(-22)	62	
0	0	18	9900	8386	(+12)	857	
0	0	102	10000	10484	(-17)	591	
1	(-1)	204	10100	4621	(+105)	385	
1	(-1)	148	10200	12863	(+74)	1622	
21	(+5)	185	10300	15610	(+1690)	3811	
100	(-4)	474	10400	18296	(-288)	6223	
0	0	0	10450	1330	(+1330)	1928	
761	(-221)	2987	10500	19868	(-424)	16037	
6	0	0	10550	1985	(+1985)	4660	
1446	(-217)	2600	10600	24689	(+673)	39976	
990	(+218)	218	10650	6067	(+6067)	17259	
23580	(-1182)	8389	10700	33605	(-3873)	80713	
49983	(+422)	8751	10750	20066	(+2390)	90068	
108729	(-992)	19651	10800	29747	(+9877)	100619	
76383	(+4418)	21855	10850	11795	(+3670)	45007	
59522	(+6126)	33569	10900	14278	(-2034)	20102	
22482	(-2311)	21468	10950	6948	(-1455)	4976	
9053	(-1198)	22915	11000	8744	(-1626)	2643	
3367	(-1141)	14131	11050	4029	(-178)	526	
3301	(-959)	29417	11100	5440	(-102)	196	
1996	(-616)	8421	11150	368	(-18)	51	
1441	(-221)	30276	11200	1403	(-23)	33	
376	(-209)	7187	11250	395	(-4)	12	
532	(-17)	20127	11300	221	(-7)	7	
1	(+1)	905	11350	0	0	0	
239	(-18)	8789	11400	190	(-2)	4	
183	(-3)	6674	11500	26	0	0	
0	0	2247	11600	3	0	0	
6	(+6)	2321	11700	0	0	0	
1	(+1)	1354	11800	0	0	0	
0	0	715	11900	0	0	0	
34	(+34)	2336	12000	0	0	0	
0	0	654	12100	0	0	0	
18	(+18)	334	12200	0	0	0	
23	(+20)	520	12300	0	0	0	
0	0	505	12400	0	0	0	
0	0	449	12500	0	0	0	
0	0	541	12600	0	0	0	
0	0	715	12700	0	0	0	
0	0	305	12800	4	0	0	
0	0	75	12900	0	0	0	
0	0	984	13000	12	0	0	